

STARTIME

**LEARN MORE +  
ABOUT YOU AND  
YOUR NETWORKS**

---



**Universe**

---

**Milk Way**


---

**Sun**

---

**Human**

---



**Moon**

---

**Earth**

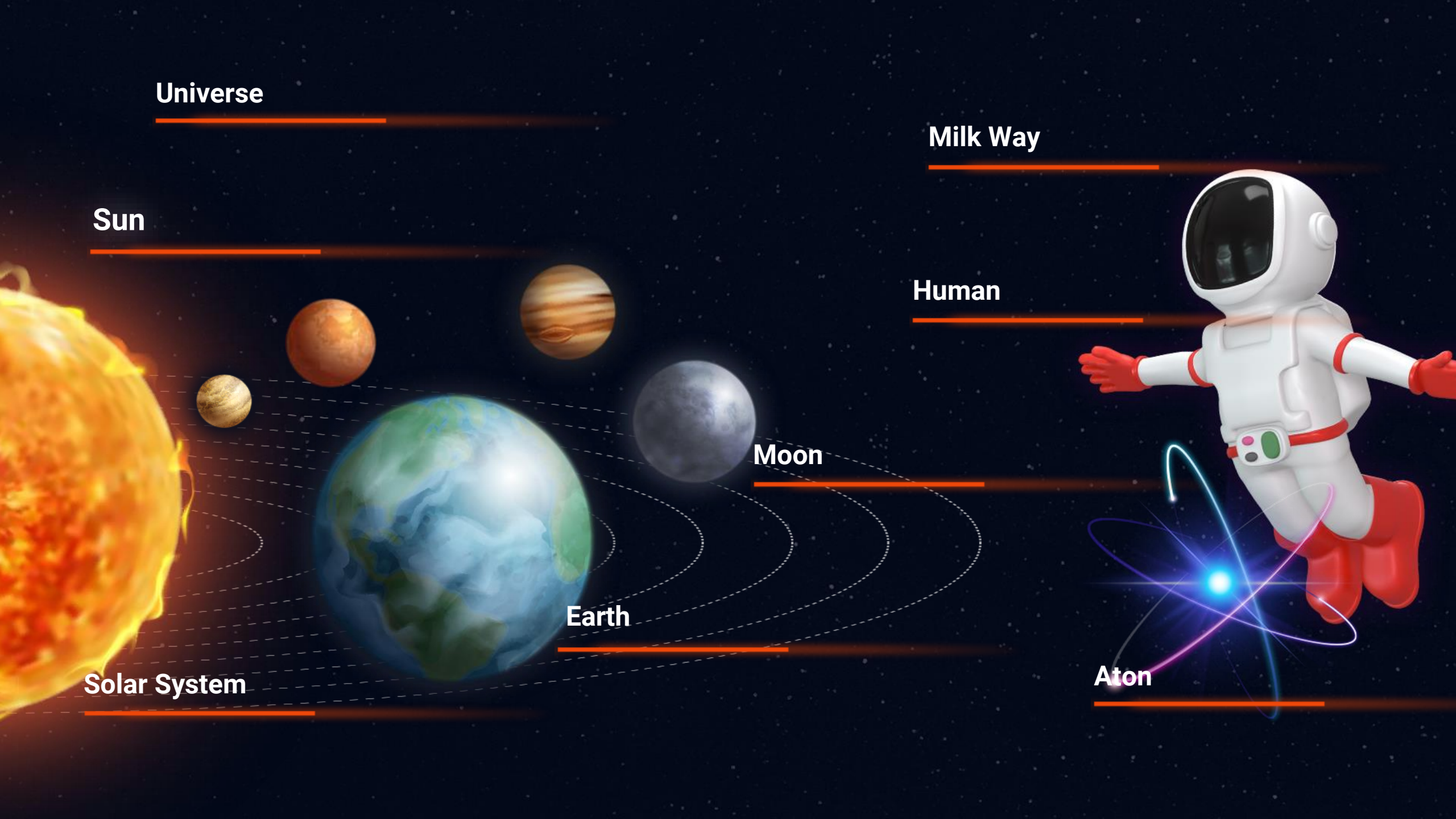
---

**Aton**

---

**Solar System**

---

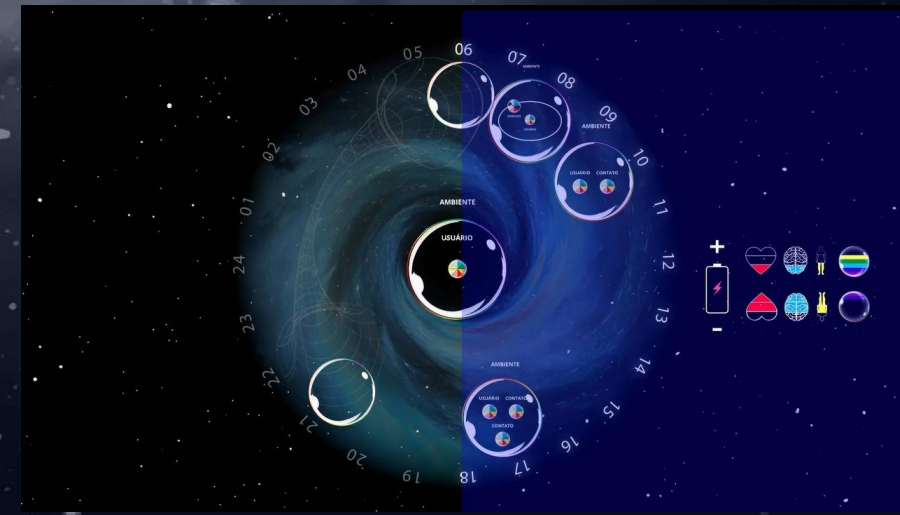


# ORIGIN

Startime emerged after years of observations, analyses, and studies of how the universe works.

- BLACK HOLE
- GALAXIES
- STARS
- SOLAR SYSTEM

How to relate this  
to us  
**human beings?**



# Concept

---

**Astronomy +  
Astrophysics +  
Physics +**

**= Interaction Center  
with the world around  
us**

**A new concept  
for visualizing  
and analysing:**

Life cycles / Trends in the seasons / moon  
phases / the cycles of our routines / interactions  
on levels through the rational + emotional + bodily  
+ others

# TOP DOWN EFFECT

---

A structured model based on 3 bases:

1. Newton's Circle (Isaac Newton) adapted +
2.  $E=mc^2$  (Albert Einstein) adapted +
3. The 5 DYNAMICS OF THE UNIVERSE

Record and Classify our memories/interactions in different environments, events with people/animals and groups.


**FROM MACRO TO MICRO**  
**KNOW EACH PERSON'S LOOK**  
**AND THEIR PATTERNS.**

Understand rational, emotional, physical and other aspects and their positive and/or negative energies.

# 5 DYNAMICS OF YOUR ORGANIZATION

---

1. Orbits
2. Movements (rotation and/or translation)
3. Interaction between magnetic fields
4. Layered physical structure
5. Geographic and physical poles



“Any mass has an associated energy

Albert Einstein  
November, 1905


$$E=mc^2$$

# The




# STARTIME

dared to innovate by “using”  
 $E=m.c^2$  as a basis for the “calculation”  
of energies in people’s interactions


## ENERGY OF HUMAN INTERACTION

= Composition of “**mass of light**”,  
colors of its interactions  
(positives e negatives) in **360°**.

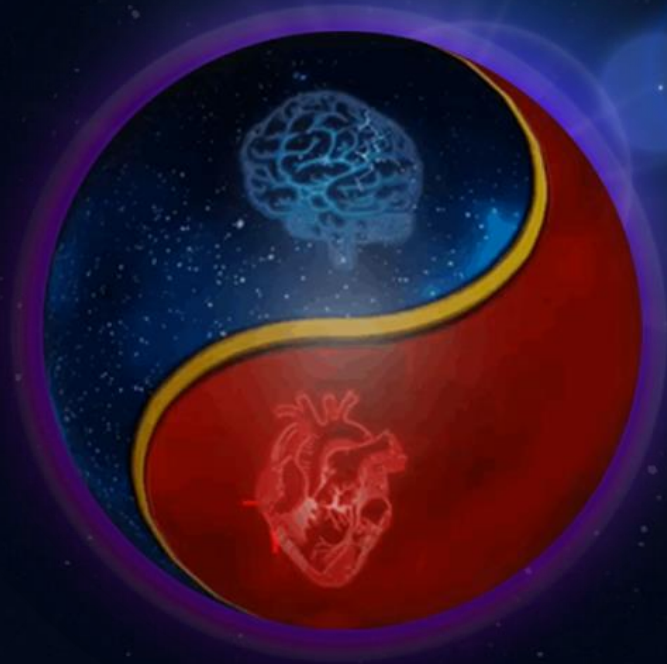


The origins of energies in a molded  
physical structure that has its central  
core:

- Brain
- Heart
- Body



# 3 LEVELS, THE CORE IN INTERACTIONS



1. SUPERFICIAL (LIGHT)
2. MODERATE (MEDIAN)
3. INTENSE (DEEP)



BY SELECTION AND (CLICK)  
ON/OFF ON ICONS

- 1. RATIONAL
- 2. PHYSICS (BODY)
- 3. EMOTIONAL
- 4. RAINBOW,  
TOTAL INTERACTIVE MODE

+/-



+/-



+/-



The composition of **energies** (colors of interations) tends to create a force of **atraction** or **repulsion**

---

**The cycles in different enviroments:**

**FAMILY**

**COMMUNITIES,**

**RELATIONSHIPS,**

**ESTUDIES,**

**WORK AND OTHERS**

# OBJECTIVES

---

- Increase knowledge of our interactions
- Visualize the flow of energy and information in digital and physical environments
- Understand our habits, cycles and trends with the constant evolution of technologies

**K.I.S.S.**

KEEP IT SUPER SIMPLE

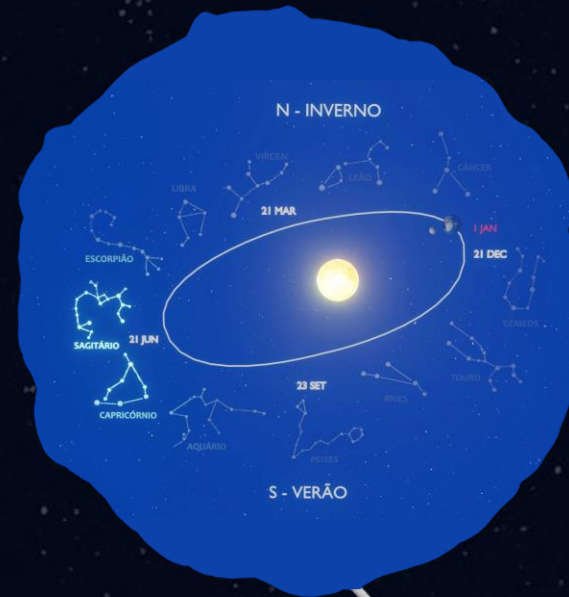
A simple visualization way to organize complex data

# LIFE CYCLES

Periods in fixed and mobile environments where many of these environments already have defined “rules” that can shape or limit part of our interactions.

## Goal:

- Obtain periodic automation of interactions with environments, contacts and groups through manually configurable update inputs, via apps, Wi-Fi or Bluetooth.
- Provide a simple, segmented view of events in face-to-face and virtual environments.
- Analyze trends, sequential cycles “routines” and evolutionary cycles “habit changes” over the years.




# THE DIGITAL WORLD TODAY

- We all have a variety of proprietary data stored on major social media platforms.
- Years of digital interactions can be viewed in this new concept, a viewing mode that no application provides us today.



Analyze the content of digital platforms and view **influencers and followers**, by type of interactions, the numbers and evolution of interactions by contacts and groups, focusing on “monitoring” interactions on digital platforms.



“ The triangulation of data, **positive** and negative energies based on the **rational**, **emotional**, **physical** and other aspects, the new way of memorizing structured in life cycles, all of this integrated with data from the digital world gives us a new vision of our universe.

**Cesar S. Palma**

**THANKS**

---

